



Our Journey 2025 Report, 2024

This is a report of the 2024 CRCNA congregational survey that **1,397** of your congregants completed. This report contains five sections.

Our Journey 2025 Milestones: The first section consists of Our Journey 2025 Milestones, along with a few matrix questions from the Individual Items.

Diaconal Ministry: The second section contains all of the questions about diaconal ministry within your congregation.

Multiple Choice: The third section contains all of the matrix questions from the Individual Items, along with church involvement, CRC loyalty and support, and financial contributions.

Demographics: The fourth section contains demographic information for your congregation compared with other participating congregations.

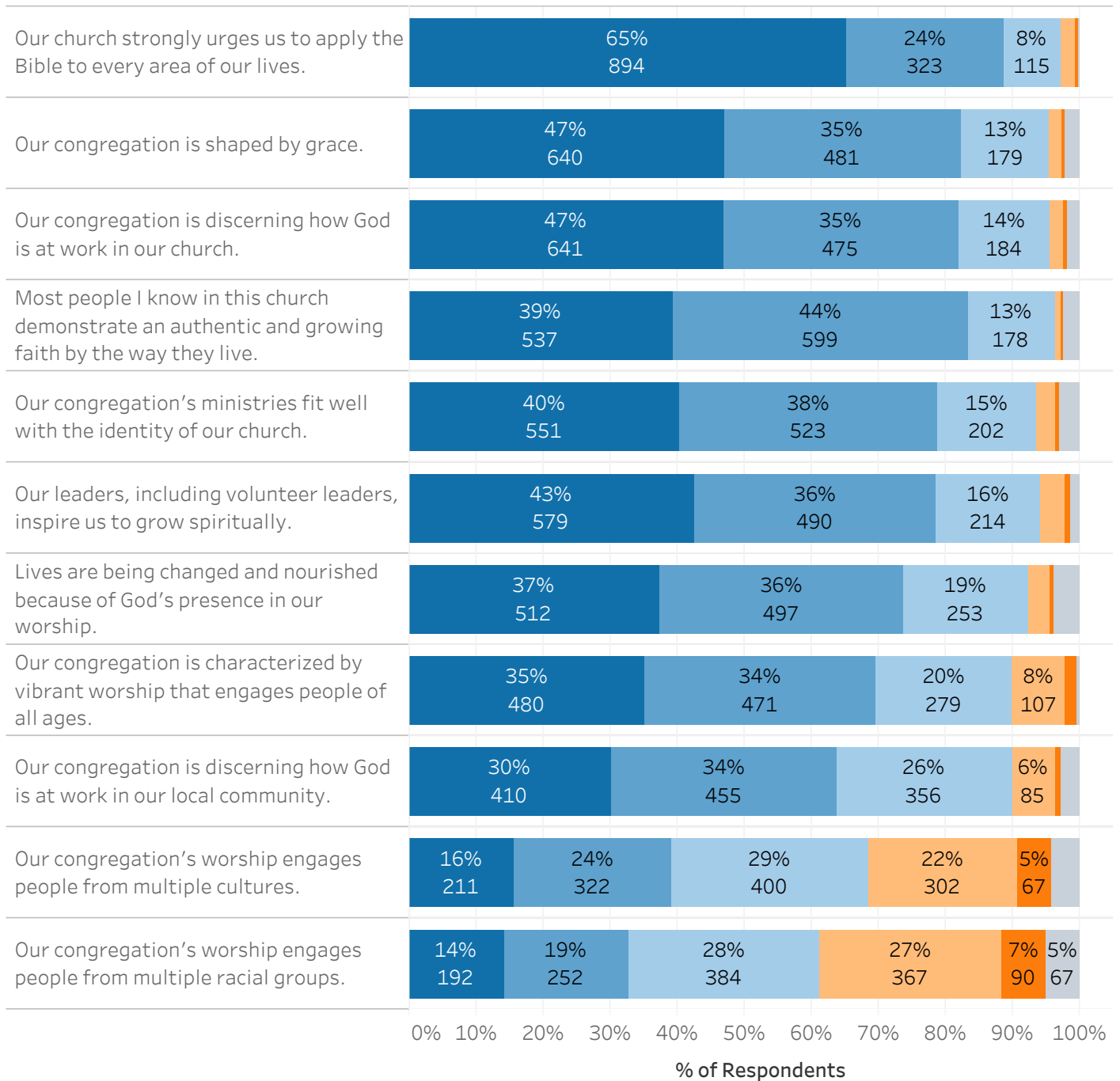
We hope this information is fruitful for you and your congregation.

Peace and Blessings,
Christian Reformed Church in North America
DataWise Consulting, LLC



Cultivating Prayer and Spiritual Discipline

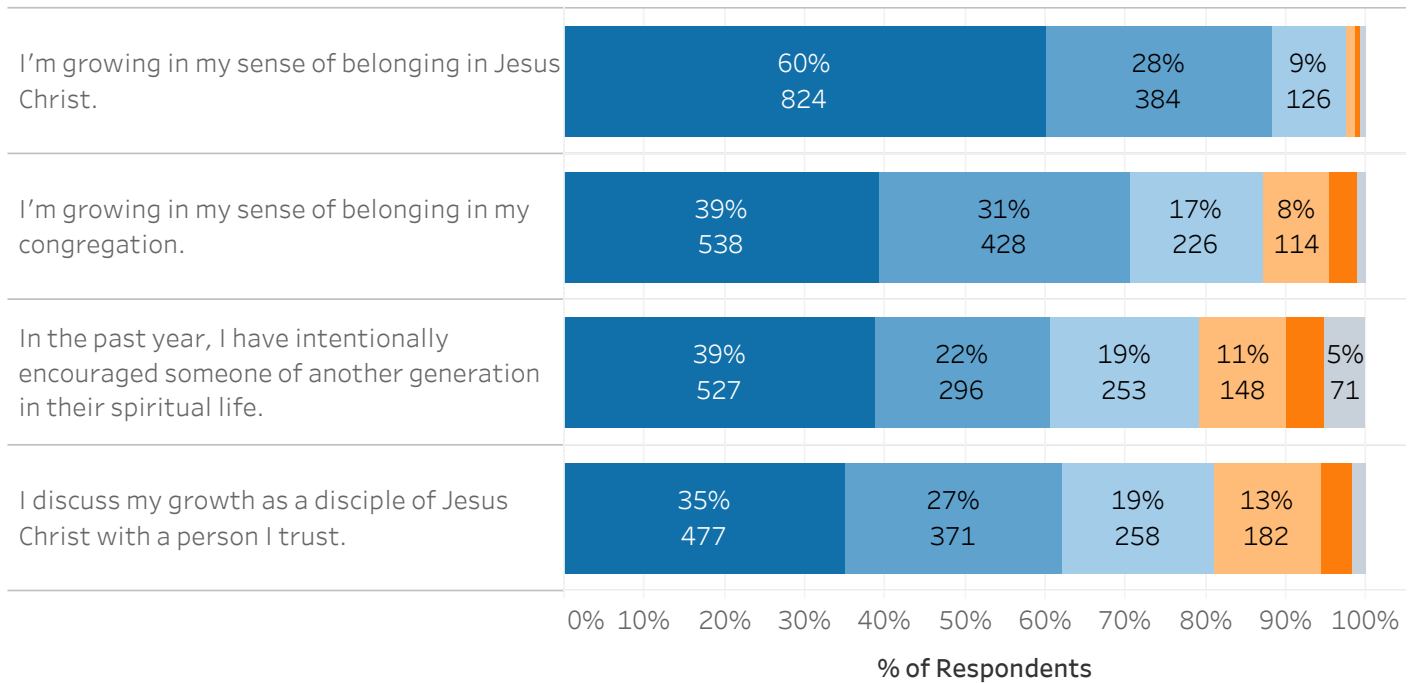
Please indicate how true each statement is concerning your church:



- Definitely True
- Mostly True
- Somewhat True
- Hardly True
- Definitely UNTRUE
- Unsure

Listening to All Voices

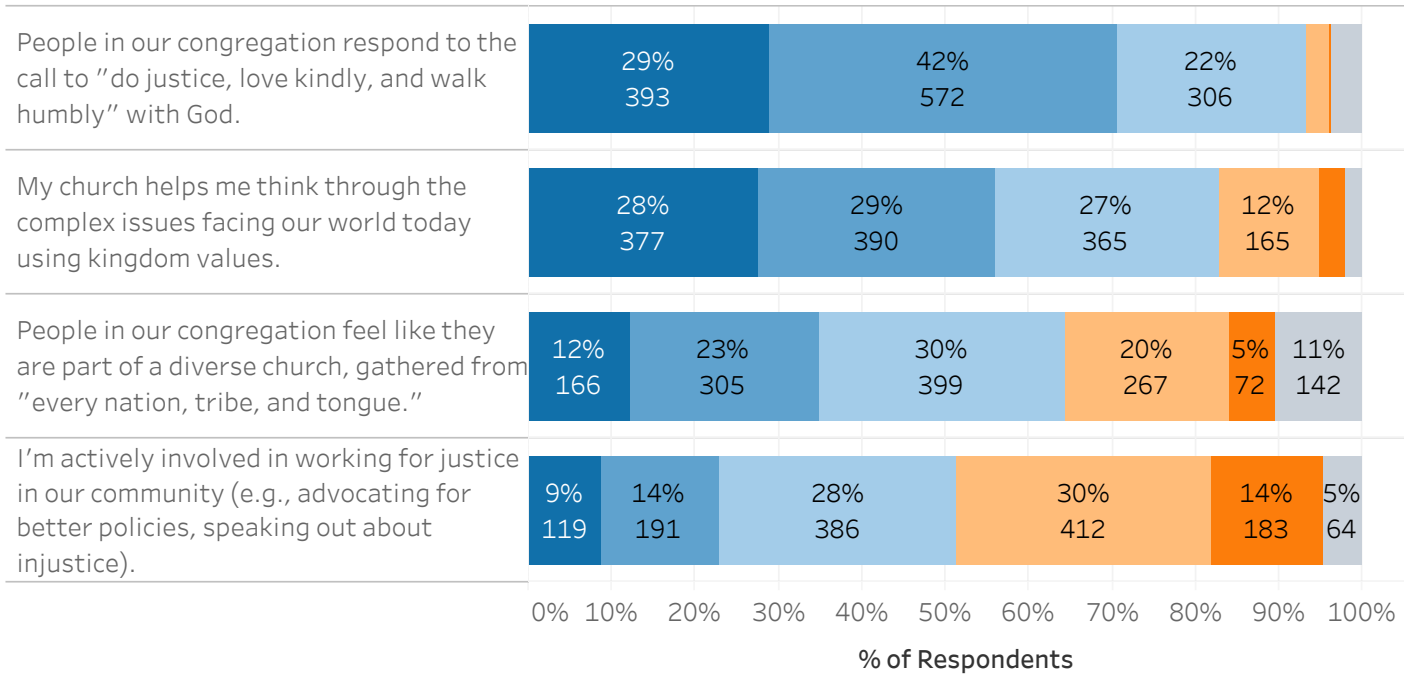
Please indicate how true each statement is concerning yourself:



- Definitely True
- Mostly True
- Somewhat True
- Hardly True
- Definitely UNTRUE
- Unsure

Diversity and Unity

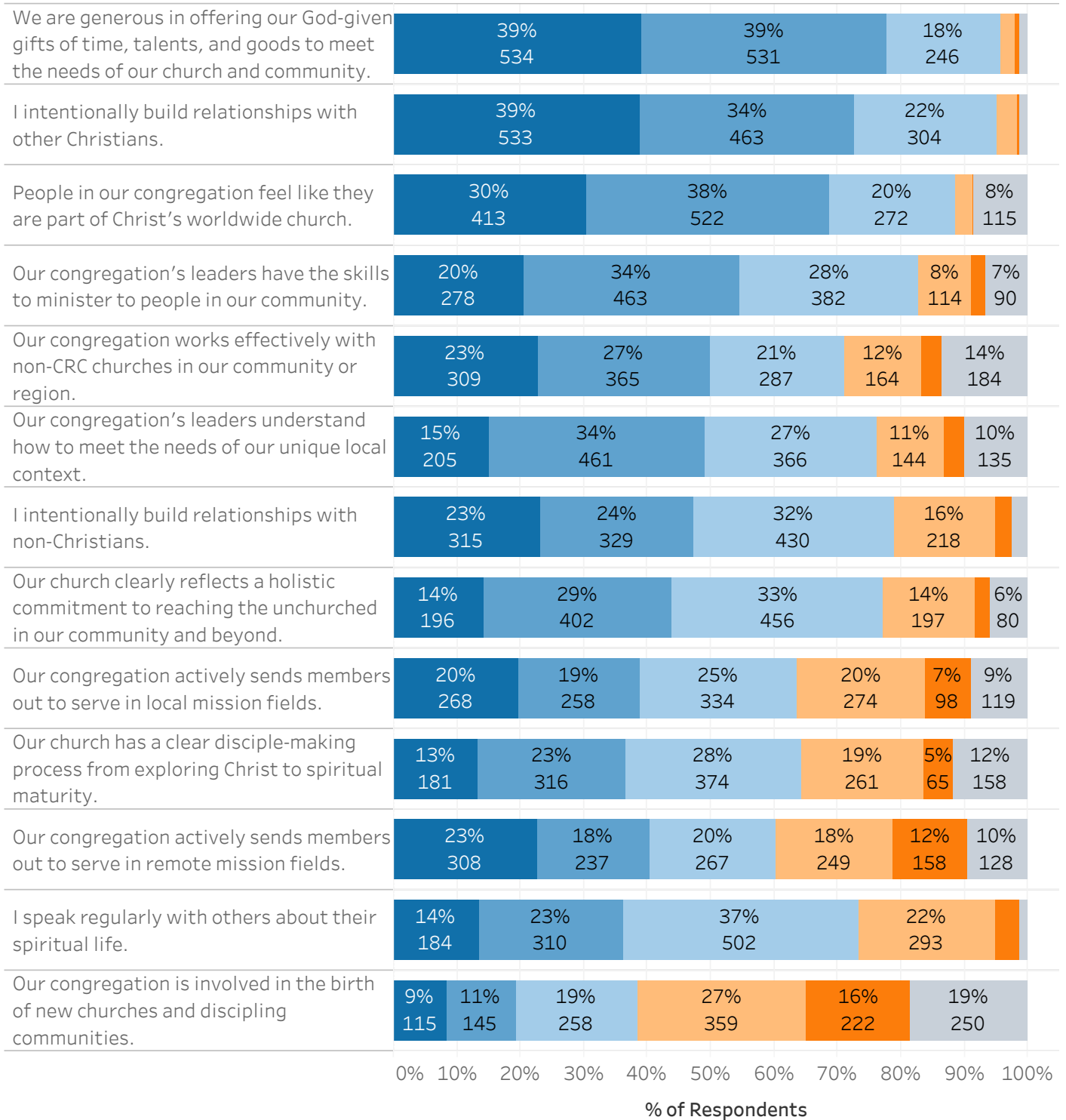
Please indicate how true each statement is concerning your church and yourself:



- Definitely True
- Mostly True
- Somewhat True
- Hardly True
- Definitely UNTRUE
- Unsure

Discovering the Gospel

Please indicate how true each statement is concerning your church and yourself:



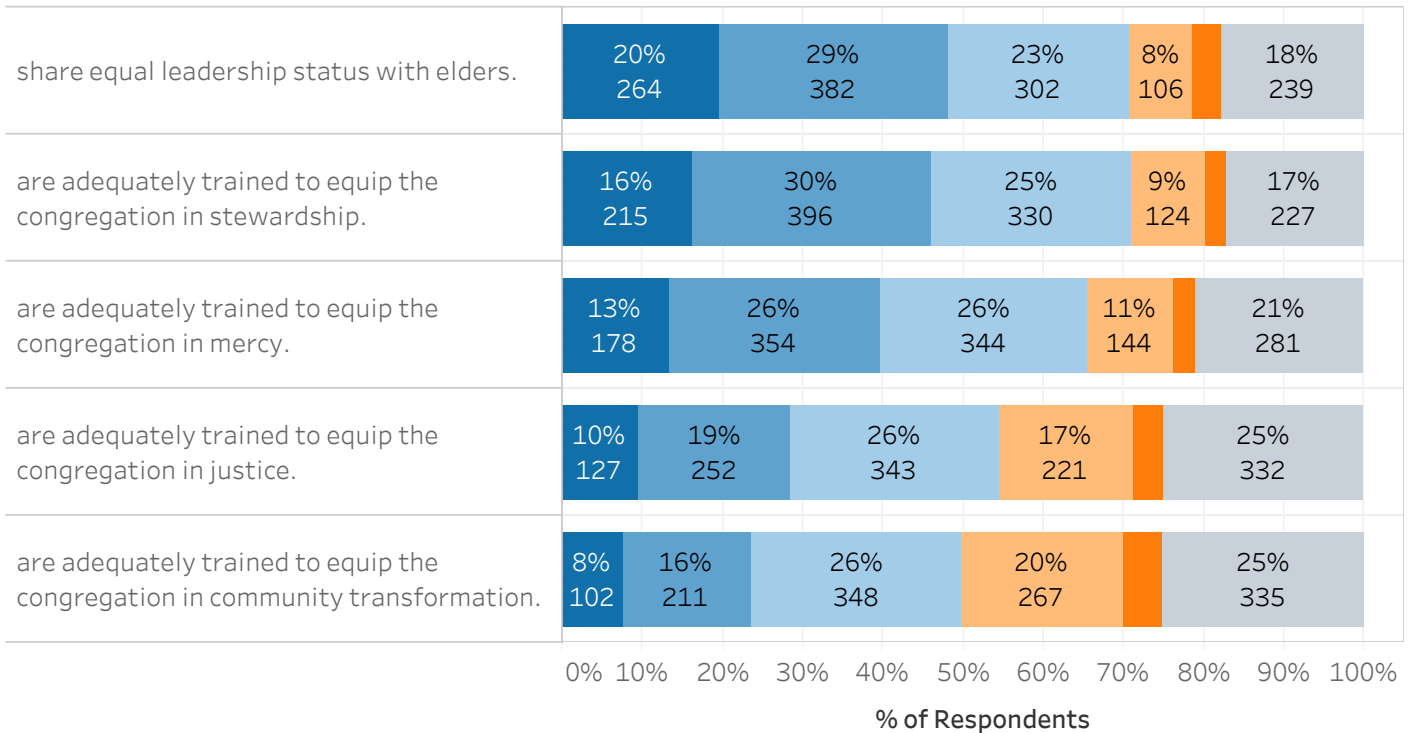
■ Definitely True
 ■ Mostly True
 ■ Somewhat True
 ■ Hardly True
 ■ Definitely UNTRUE
 ■ Unsure

Diaconal Ministry

Q317. Which of the following would you say is primarily responsible for equipping diaconal ministry at [your church]?	Deacons who are formally ordained congregational leaders.	55.9%
	A pastor on the church staff.	16.8%
	Non-ordained lay volunteers.	7.6%
	Some other person or group	4.7%
	A non-ordained member of the church staff.	4.4%
	An ordained elder(s).	2.9%

Please indicate how true each statement is concerning your church:

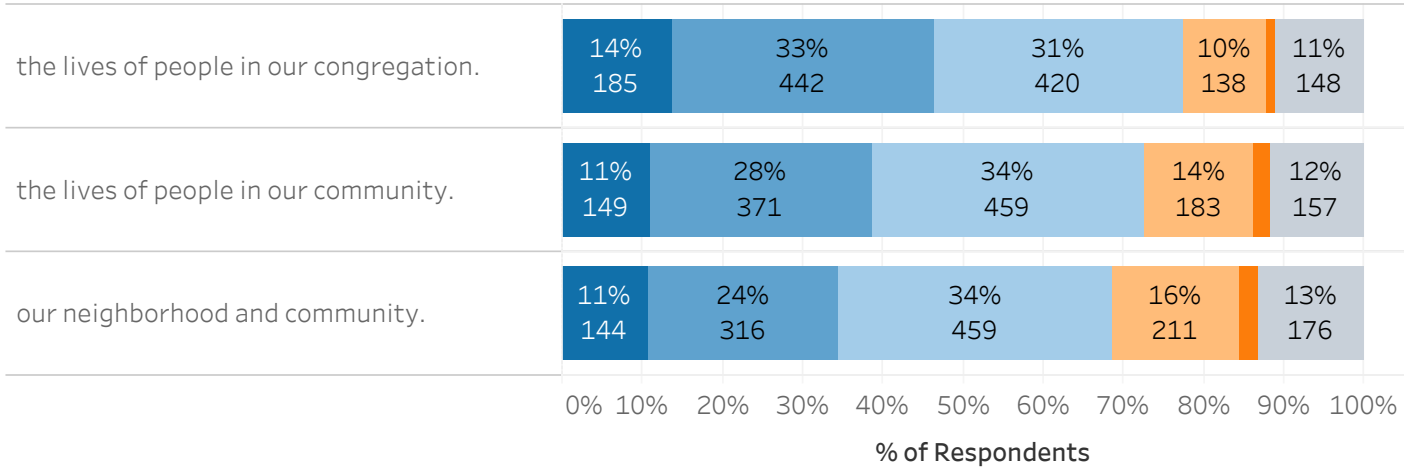
Diaconal leaders...



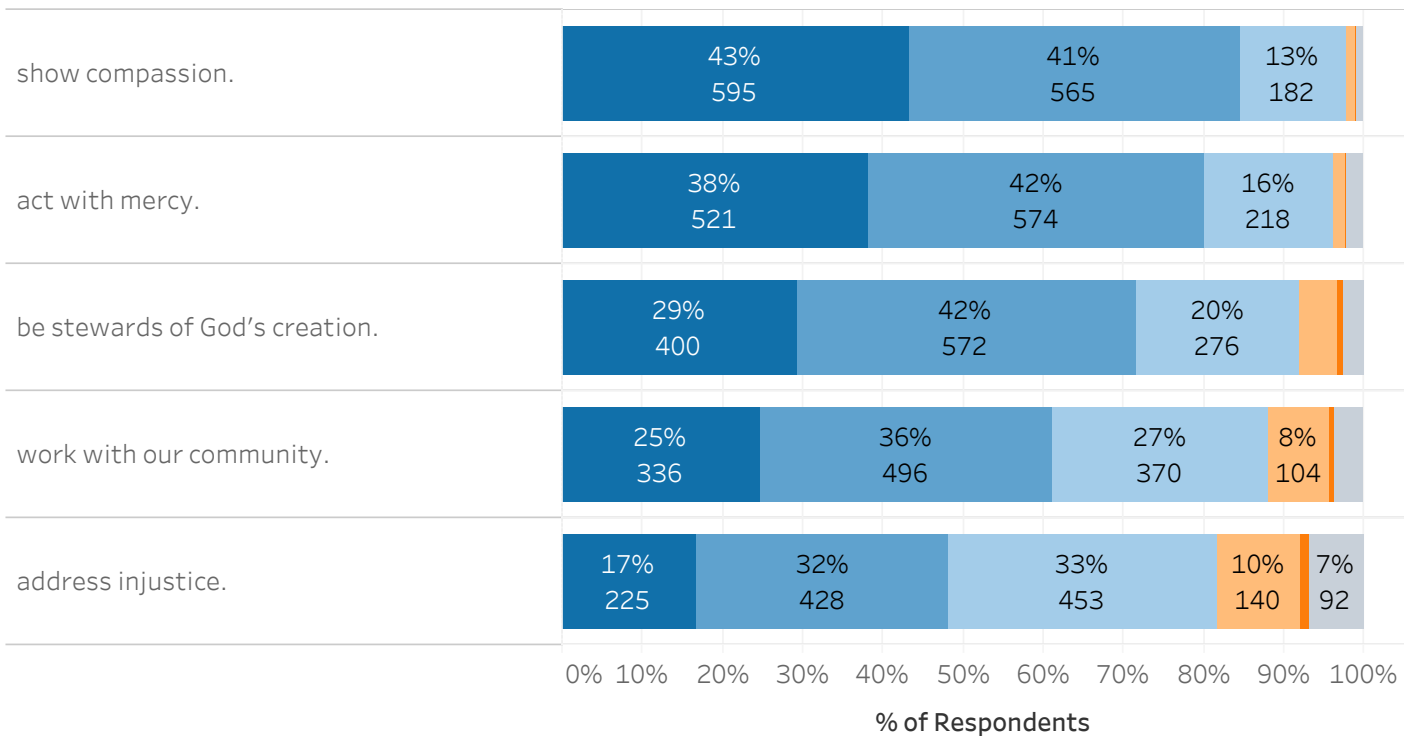
- Definitely True
- Mostly True
- Somewhat True
- Hardly True
- Definitely UNTRUE
- Unsure

Please indicate how true each statement is concerning your church:

Our diaconal work is transforming...



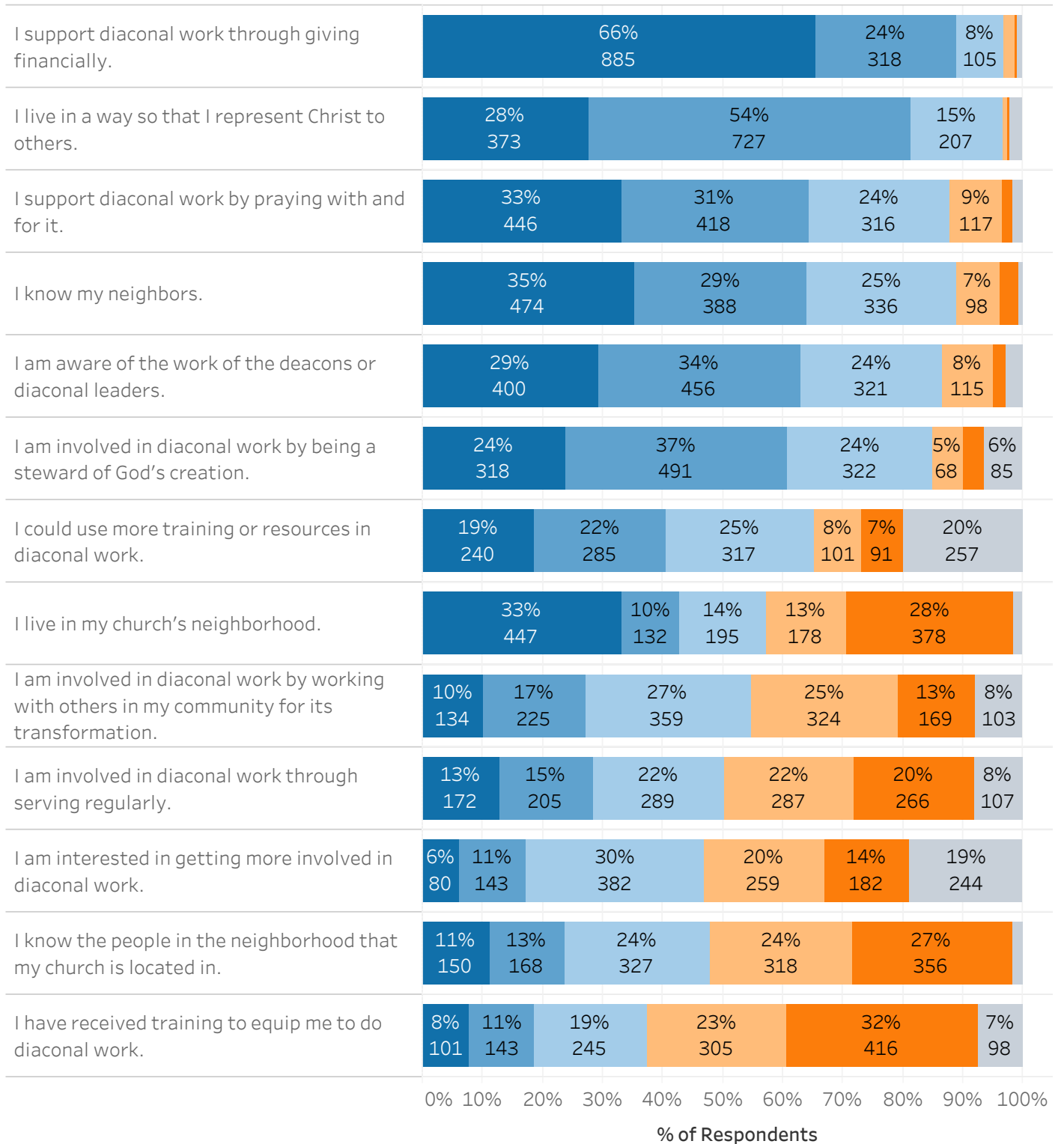
People in our congregation are equipped to...



■ Definitely True
 ■ Mostly True
 ■ Somewhat True
 ■ Hardly True
 ■ Definitely UNTRUE
 ■ Unsure

CRCNA Congregant Survey Results
Spring 2024

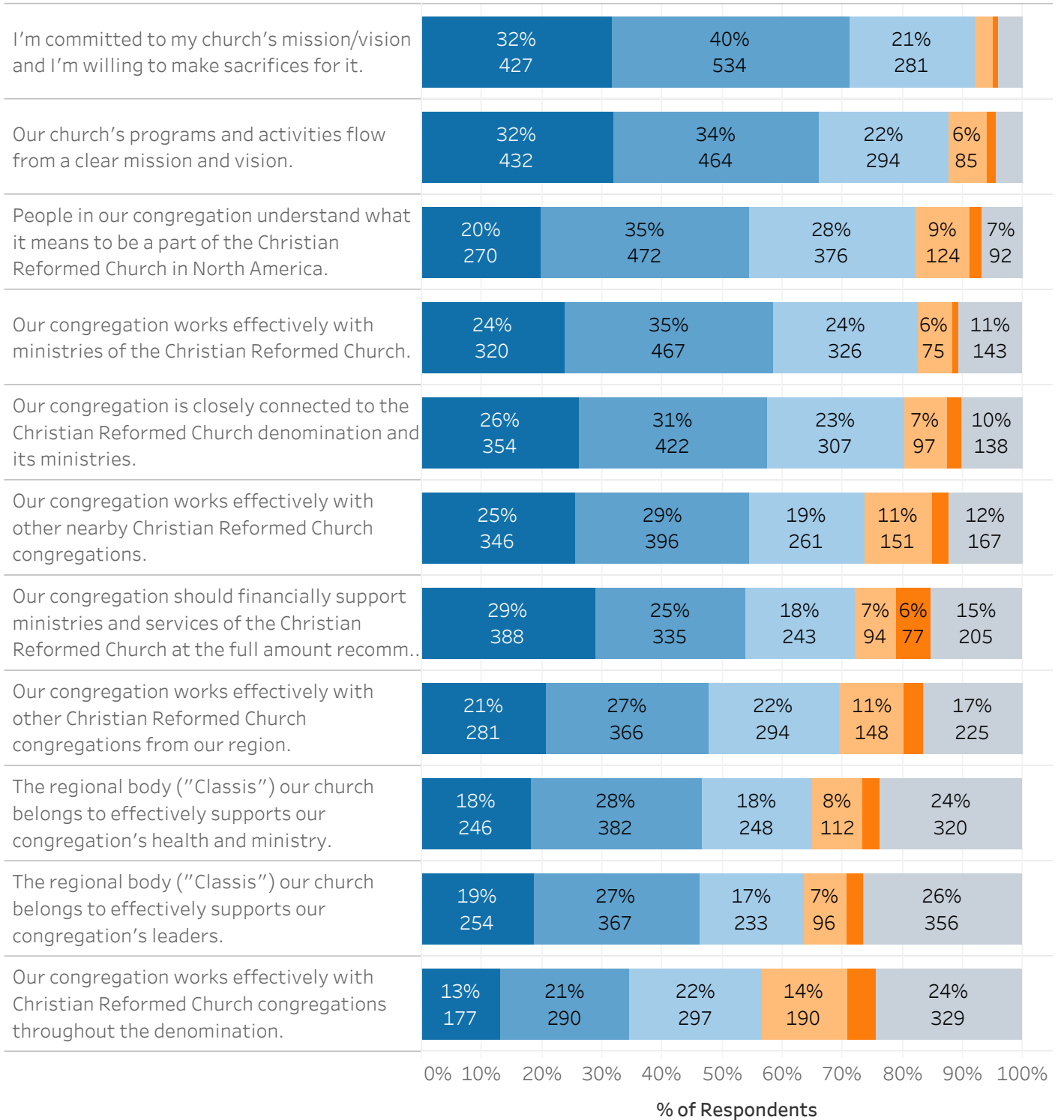
Please indicate how true each statement is concerning yourself:



■ Definitely True
 ■ Mostly True
 ■ Somewhat True
 ■ Hardly True
 ■ Definitely UNTRUE
 ■ Unsure

Individual Items

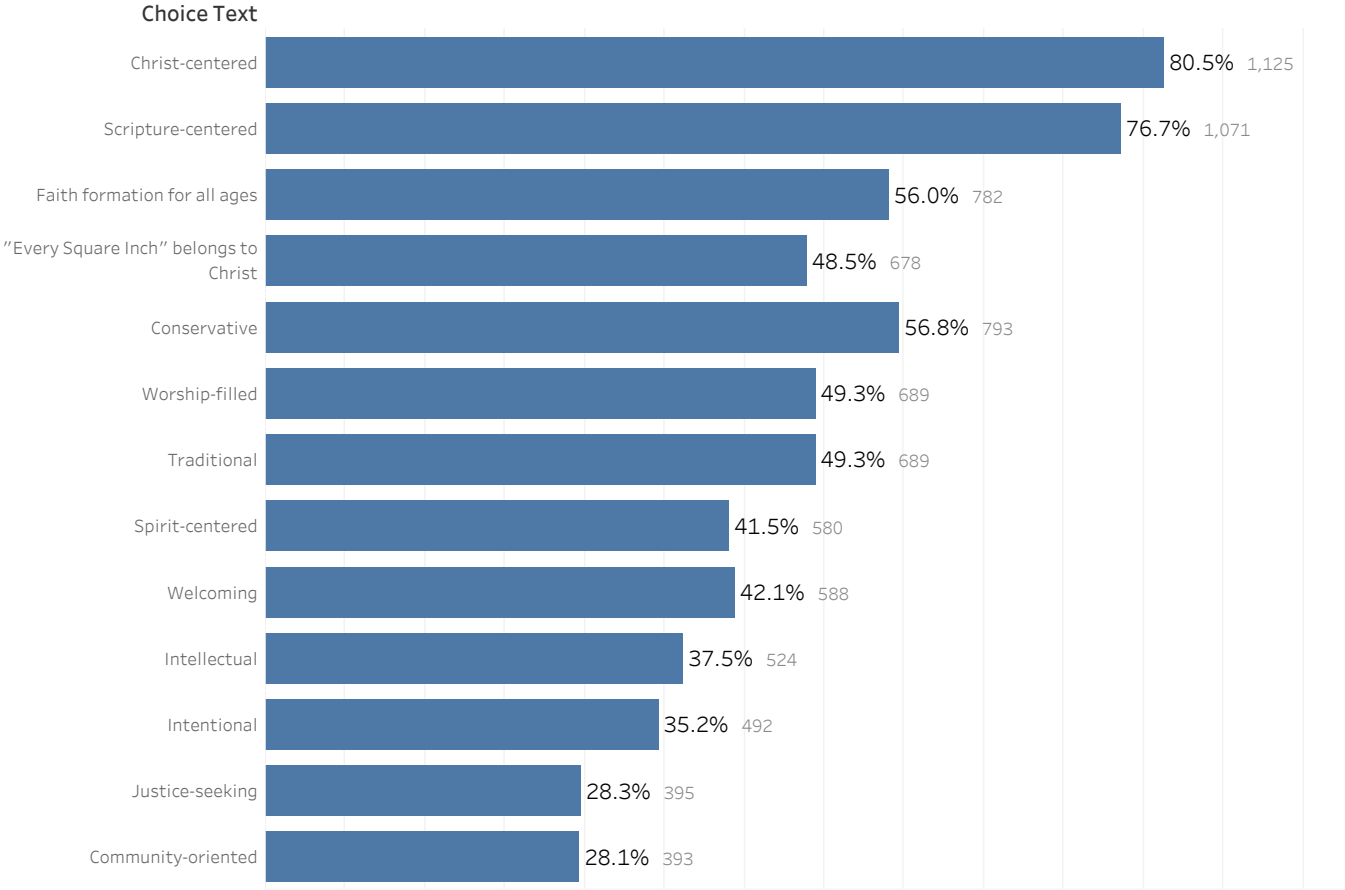
Please indicate how true each statement is concerning your church and yourself:



■ Definitely True
 ■ Mostly True
 ■ Somewhat True
 ■ Hardly True
 ■ Definitely UNTRUE
 ■ Unsure

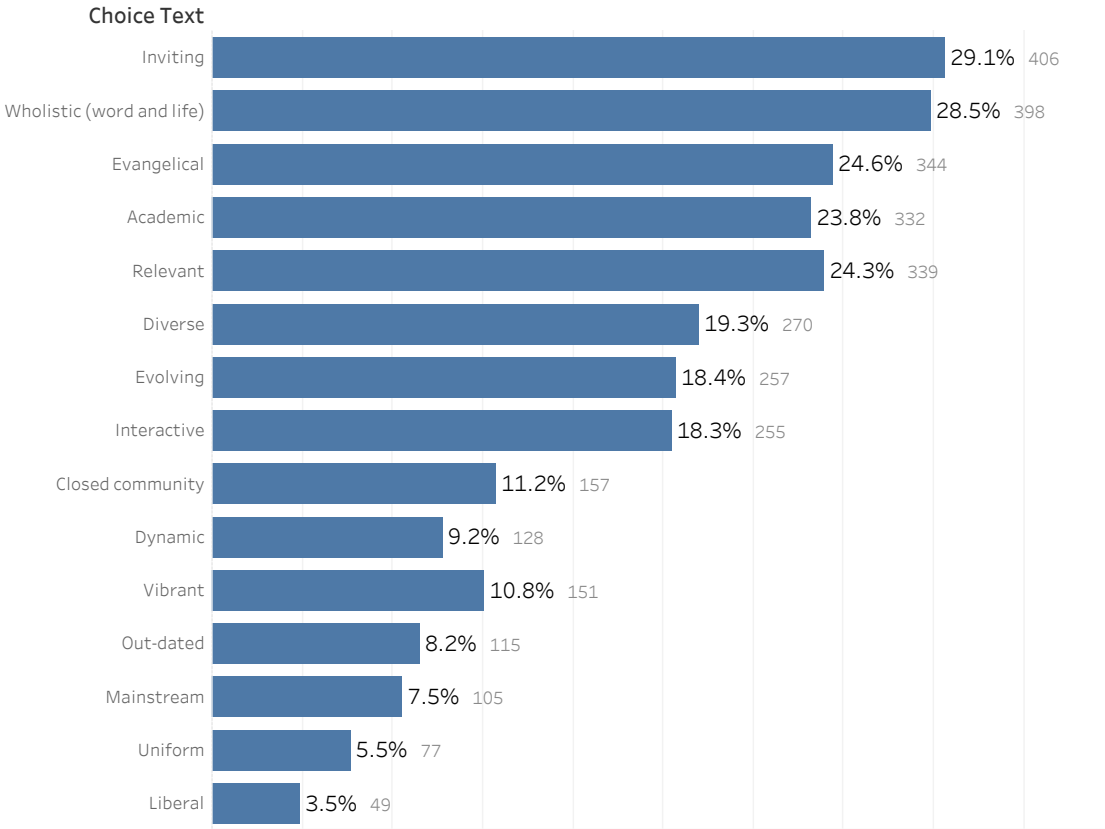
What Christian Reformed Means

To me, the term "Christian Reformed" means:



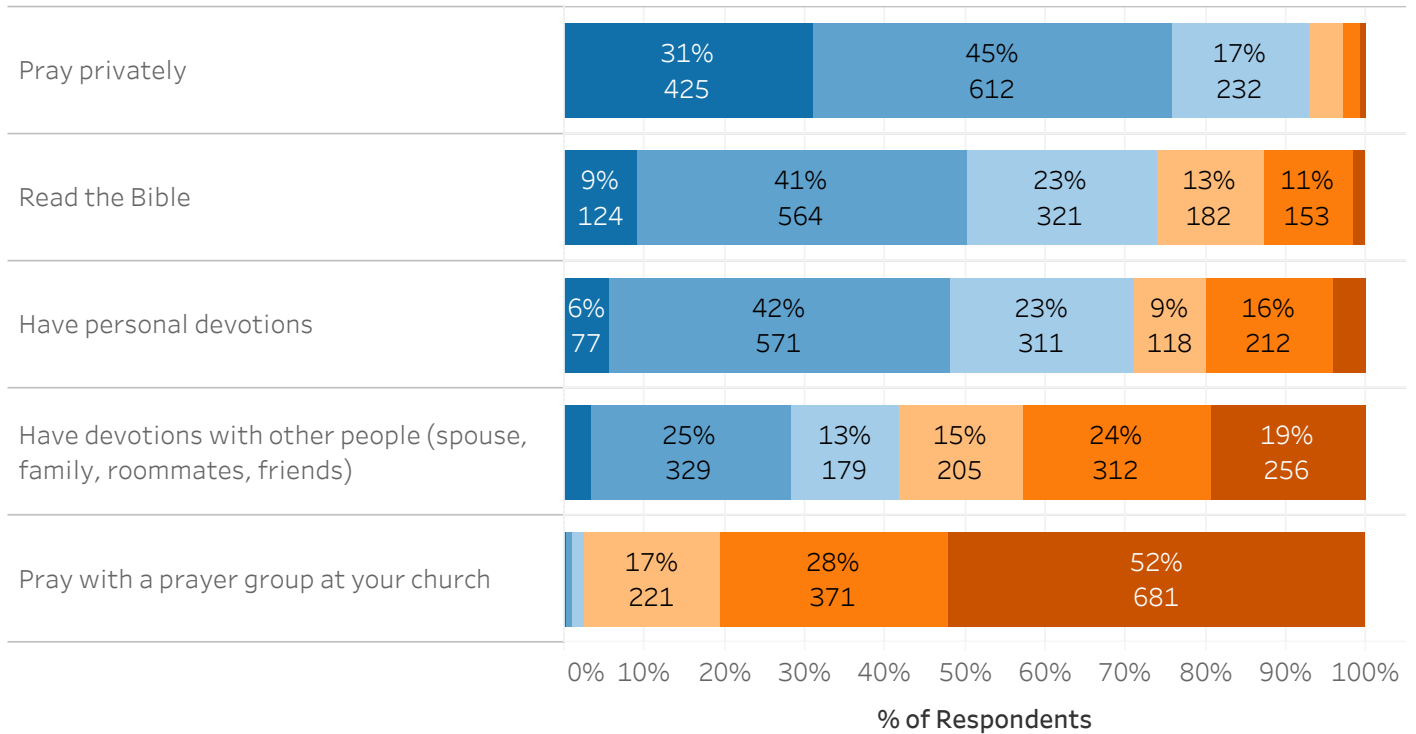
What Christian Reformed Means

To me, the term "Christian Reformed" means:



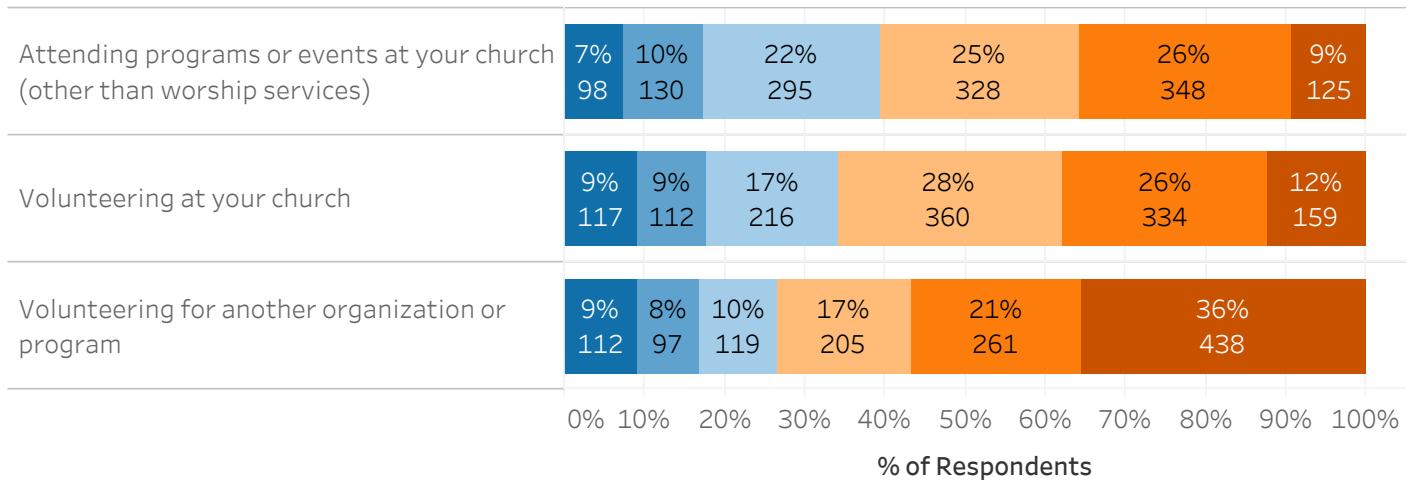
CRCNA Congregant Survey Results Spring 2024

How often do you:



■ More than once a day ■ Several times a week ■ Less than weekly
■ Daily ■ Weekly ■ Never

Please indicate how many hours you spent during an average month over the last year in each of the following:



■ 20 plus ■ 6-10 ■ 1-2
■ 11-20 ■ 3-5 ■ Zero

CRCNA Congregant Survey Results
Spring 2024

Worship and Belonging

Q41. How much enthusiasm do you feel, in general, about the work and programs of [this church]?	Very high enthusiasm	● 16.3%				
	Moderately high enthusiasm		● 52.1%			
	Moderately low enthusiasm	● 21.3%				
	Very low enthusiasm	● 5.6%				
	Unsure	● 2.5%				
Q49. Do you have a strong sense of belonging to [this church]?	A strong/growing sense of belonging	● 28.2%				
	Yes, about the same as last year		● 42.9%			
	Yes, but not as strong as in the past	● 17.2%				
	No, but I am happy as I am	● 1.4%				
	No, and I wish I did by now	● 3.8%				
	No, but I am new to [this church]	● 2.4%				
	Unsure	● 2.3%				
Q51. Every individual and family has particular needs and gifts with which to serve. Do you prefer a long-term relationship with a particular congregation, even if some needs go unmet and gifts ..	Prefer needs met/gifts used now	● 12.8%				
	Lean toward needs met/gifts used	● 14.1%				
	Neutral, don't lean either way	● 11.7%				
	Lean toward long-term relationship		● 27.2%			
	Prefer a long-term relationship		● 26.4%			
	Unsure	● 4.7%				

CRCNA Congregant Survey Results
Spring 2024

Financial Contribution

Q46. Approximately how much did your household contribute to [this church]?	Nothing	● 0.3%			
	\$1-\$499	● 3.9%			
	\$500-\$999	● 3.7%			
	\$1,000-\$1,499	● 3.7%			
	\$1,500-\$1,999	● 4.2%			
	\$2,000-\$2,499	● 3.8%			
	\$2,500-\$2,999	● 4.5%			
	\$3,000-\$3,499	● 5.1%			
	\$3,500-\$3,999	● 5.7%			
	\$4,000-\$4,499	● 3.9%			
	\$4,500-\$4,999	● 4.3%			
	\$5,000-\$7,499	● 19.5%			
	\$7,500-\$9,999	● 10.5%			
	\$10,000-\$14,999	● 8.7%			
	\$15,000 or more	● 6.9%			
	Unsure	● 2.4%			
Q47. Approximately how much did your household contribute to all other charitable causes (excluding what you reported in the previous question).	Nothing	● 2.8%			
	\$1-\$499	● 13.3%			
	\$500-\$999	● 11.5%			
	\$1,000-\$1,499	● 9.9%			
	\$1,500-\$1,999	● 6.8%			
	\$2,000-\$2,499	● 5.5%			
	\$2,500-\$2,999	● 3.9%			
	\$3,000-\$3,499	● 3.1%			
	\$3,500-\$3,999	● 2.9%			
	\$4,000-\$4,499	● 1.9%			
	\$4,500-\$4,999	● 2.0%			
	\$5,000-\$7,499	● 5.7%			
	\$7,500-\$9,999	● 3.2%			
	\$10,000-\$14,999	● 4.4%			
	\$15,000 or more	● 8.1%			
	Unsure	● 3.9%			

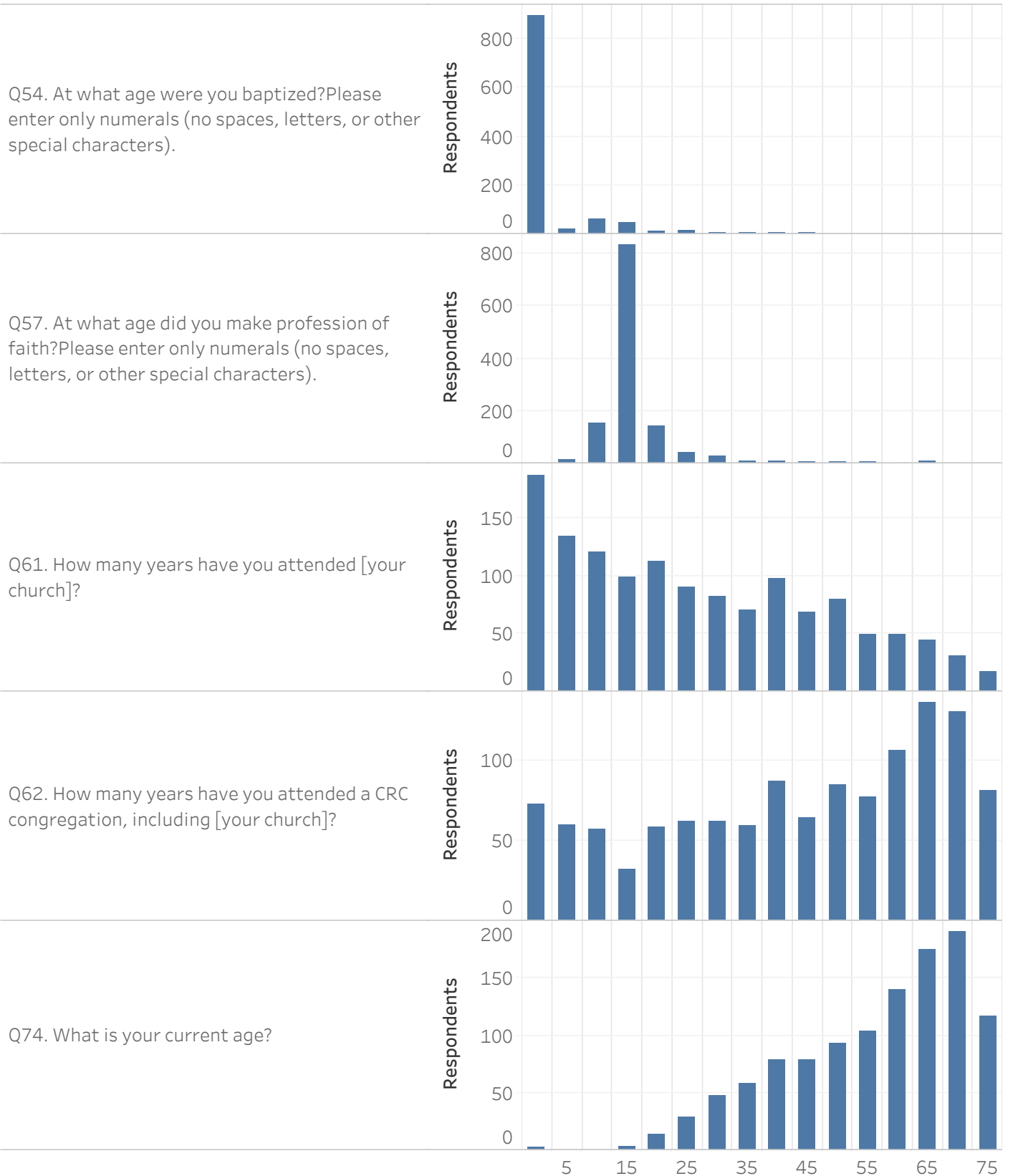
Spiritual Condition

Q12. How would you say your spiritual life and faith has changed over the last 12 months?	Has grown significantly	● 26.5%			
	Has grown a little	● 41.3%			
	Has been stable	● 22.8%			
	Has declined a little	● 5.7%			
	Has declined significantly	● 1.2%			

Membership, Baptism, Loyalty and Heritage

Q50. How would you describe your loyalty to [this church]?	I am very loyal to [this church].					● 68.4%
	I am somewhat loyal to [this church].					● 25.0%
	I am not very loyal to [this church].	● 2.0%				
	I feel no loyalty to [this church].	● 0.9%				
Q53. Have you been baptized?	Yes					98.2% ●
	No	● 0.4%				
Q55. Were you baptized in a CRC congregation?	Yes					● 67.4%
	No				● 29.8%	
Q56. Have you made a public profession of faith?	Yes					95.3% ●
	No	● 2.4%				
Q58. Did you make profession in a CRC congregation?	Yes					● 77.0%
	No				● 17.3%	
Q60. How would you describe your loyalty to the Christian Reformed Church?	I am very loyal to the CRC.					● 47.0%
	I am somewhat loyal to the CRC.					● 36.6%
	I am not very loyal to the CRC.	● 5.9%				
	I feel no loyalty to the CRC.	● 5.7%				
Q65. Which generations of your ancestors have been involved in the Christian Reformed Church?	Great-great or more				● 17.2%	
	Some great-grandparents				● 19.5%	
	Some grandparents				● 23.8%	
	My parents	● 12.2%				
	None, I'm the first generation				● 22.3%	

Years of Age and Attendance



CRCNA Congregant Survey Results
Spring 2024

Church Health

Q34. Please describe [this church's] current health:	Awful	● 1.9%				
	Poor	● 7.4%				
	Fair	● 18.8%				
	Good	● 43.5%				
	Great	● 20.5%				
Q35. Please describe [this church's] health five years ago:	Awful	● 0.6%				
	Poor	● 6.0%				
	Fair	● 21.7%				
	Good	● 42.7%				
	Great	● 14.6%				
Q36. The life cycle of a congregation can be likened to the life cycle of a person. From the following life cycle stages, select the one that comes closest to where you think your congregation is today.	Infancy/childhood	● 1.4%				
	Adolescence	● 1.6%				
	Young adulthood	● 23.8%				
	Maturing adulthood	● 33.1%				
	Empty nest/retirement	● 26.1%				
	Old age/dying	● 8.3%				

CRCNA Congregant Survey Results
Spring 2024

Church Involvement

Q13. How often do you attend Sunday morning worship services?	Never	● 0.6%				
	Less than one Sunday a month	● 0.6%				
	One Sunday a month	● 1.1%				
	Two or three Sundays a month	● 11.3%				
	Every Sunday					● 83.9%
	No answer	● 0.7%				
Q14. How often do you attend Sunday evening worship services?	Never	● 6.9%				
	Less than one Sunday a month	● 4.9%				
	One Sunday a month	● 3.1%				
	Two or three Sundays a month	● 6.1%				
	Every Sunday	● 11.9%				
	[This church] does not have evenin..					● 63.9%
	No answer	● 1.4%				
Q15. How often do you attend church education classes for adults at [this church] (aside from Bible studies)?	Never		● 26.1%			
	Less than once a month	● 13.3%				
	Once a month	● 5.7%				
	Two or three times a month	● 5.9%				
	Almost every week	● 4.9%				
	Every week	● 6.8%				
	Does not apply - no classes for adu..			● 30.3%		
Q52. Which of the following describes your connection with [this church]?	Professing member (have made pu..					89.0% ●
	Baptized member (have not made ..	● 1.6%				
	Regular attender	● 6.4%				
	Occasional visitor	● 0.4%				
	None of the above	● 0.4%				

CRCNA Congregant Survey Results
Spring 2024

CRC Agencies and Ministries

Q66. Which of the following ministries and agencies of the CRCNA do you believe are making a positive, significant contribution to [your church]?	Race Relations	9.9%			
	Calvin Seminary			39.4%	
	Canadian Ministries	12.6%			
	Chaplaincy Ministries	15.2%			
	Disability Concerns	19.2%			
	Partners Worldwide	6.8%			
	Pastor-Church Relations		23.8%		
	World Renew (CRWRC)				57.2%
	Calvin University		25.3%		
	Communications Resources (Faith ..		29.7%		
	Leadership Diversity	5.4%			
	Resonate Global Mission				43.5%
	Social Justice	12.4%			
	Canadian Indigenous Ministry	6.9%			
	Centre for Public Dialogue (Canada)	4.5%			
	Dynamic Youth	9.0%			
	Faith Formation		23.1%		
	Ministry Planning (such as Our Jou..	7.7%			
	Raise Up Global Ministries (Timoth..	0.0%			
	ReFrame Ministries		23.7%		
Safe Church			31.3%		
Worship			37.7%		
Q68. What are the best ways for the denomination to keep you informed about the ministries you support through your Ministry Shares, gifts and offerings? You may select more than one.	Church bulletins and newsletters				58.3%
	Direct mail	4.7%			
	I prefer not to receive information	3.9%			
	Ministry videos		22.6%		
	Newsletters distributed at your ch..			31.6%	
	Newsletters mailed to your home	10.5%			
	Personal appearances		25.2%		
	Social media (Facebook, Twitter, e..		17.1%		
	The Banner				55.0%
	E-mail			38.5%	
	Other	1.0%			

Decision-making

Q22. Which of the following statements best describes your involvement in the making of important decisions in [this church]?	I have been given the opportunity and often participate in decision-making.	39.7%
	I have been given the opportunity and occasionally get involved in decision-making.	27.3%
	I have been given the opportunity, but don't usually get involved in decision-making.	8.9%
	I have not been given an opportunity to be involved, and this is fine with me.	10.1%
	I have not been given an opportunity to be involved, and I am not happy with this.	4.6%
Q23. How much influence do you feel that church members have on the decision-making at your church?	Not enough	17.9%
	Just right	62.7%
	Too much	1.9%
Q44. How much do you trust the leaders of your church?	Low level of trust	5.9%
	Medium level of trust	26.6%
	High level of trust	64.1%

CRCNA Congregant Survey Results
Spring 2024

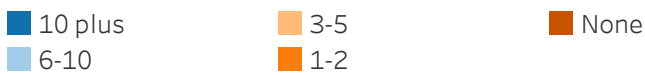
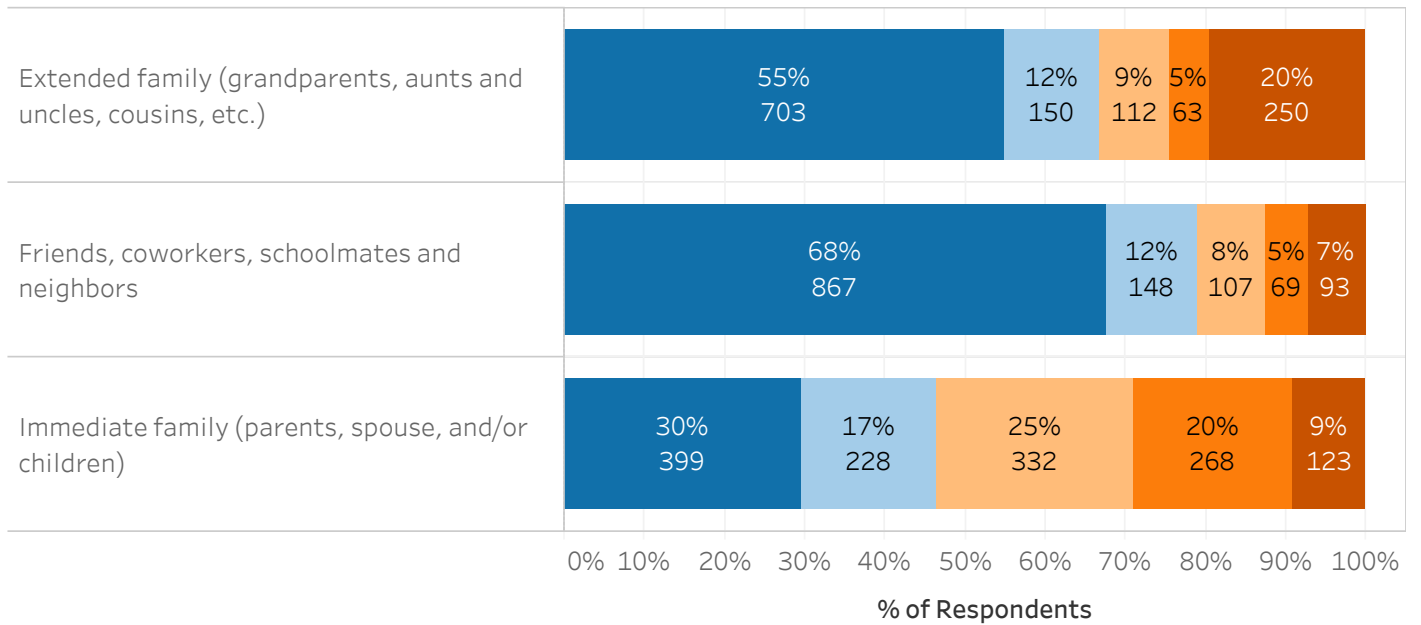
Participation

Q20. Which of the following is closest to describing the situation at [this church]?	We have more than enough volunteers	● 13.6%			
	Recruiting volunteers is challenging			● 58.4%	
	Not enough volunteers	● 15.7%			
Q21. In what ways have you been involved in [your church]? Check as many as apply, including both former and current activities.	Administrator	● 7.4%			
	Choir member		● 27.1%		
	Church committee chairperson		● 25.2%		
	Church committee member			● 58.3%	
	Council or consistory officer		● 23.8%		
	Custodian	● 4.8%			
	Deacon		● 27.3%		
	Elder		● 31.1%		
	None of the above	● 4.1%			
	Organist or pianist	● 6.6%			
	Other instrumentalist	● 7.8%			
	Pastor (senior, associate, youth, etc.)	● 2.4%			
	Praise team		● 18.7%		
	Small group leader		● 30.5%		
	Small group member			● 61.1%	
	Sunday or church school teacher			● 45.1%	
	Usher or greeter			● 36.9%	
	Worship leader	● 10.3%			
	Youth leader		● 20.0%		
	Other (specify):	● 12.7%			

Christian Day Schools

Q70. Please indicate your agreement or disagreement with this statement: "Personal support for Christian day schools is a requirement to be part of a covenant community of believers."	Strongly agree	● 16.2%				
	Agree	● 18.8%				
	Neutral	● 20.1%				
	Disagree	● 20.3%				
	Strongly disagree	● 17.9%				
Q71. In the past year, how have you supported one or more Christian day schools?	Gave a financial gift			● 56.9%		
	Paid tuition	● 21.1%				
	Participated in a fundraiser		● 37.5%			
	Prayer support			● 45.8%		
	Volunteered time	● 22.4%				
	Other, specify	● 2.4%				
	None of the above	● 19.7%				

About how many people do you know in each category below who are in the Christian Reformed Church?



Demographics: Gender and Marital Status

Q73. Are you:	Female					52.4%
	Male					44.2%
Q75. Please check any marital status that currently applies to you.	Single, never married	5.9%				
	Married once					74.3%
	Remarried	6.1%				
	Separated or divorced	2.9%				
	Widowed	8.4%				
	Other	0.6%				










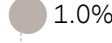




CRCNA Congregant Survey Results
Spring 2024

Demographics: Race (US)

Q87. How would you describe yourself? Check as many as apply.	Asian/Asian American	● 3.7%					
	Black/African American	● 0.2%					
	Hispanic/Latino	● 0.2%					
	Native Hawaiian/other Pacific Islan..	● 0.1%					
	White/Caucasian/Anglo					90.4%	●
	North American Indian/Indigenous	● 0.4%					
	Other	● 0.7%					
	Prefer not to say	● 1.9%					
Q88. Are you of Hispanic, Latino, or Spanish origin?	Cuban	● 0.1%					
	Mexican, Chicano, etc.	● 0.2%					
	Puerto Rican	● 0.1%					
	Another Hispanic, Latino, etc.	● 0.2%					
	No					92.1%	●
Q89. What is your race or nationality?	American Indian or Alaska Native	● 0.4%					
	Asian Indian	● 0.1%					
	Filipino	● 0.2%					
	Guamanian or Chamorro	● 0.0%					
	Japanese	● 0.0%					
	Korean	● 2.9%					
	Native Hawaiian	● 0.0%					
	Samoan	● 0.0%					
	Vietnamese	● 0.0%					
	Black or African American	● 0.1%					
	Other Asian	● 0.2%					
	Other Pacific Islander	● 0.1%					
	White					91.0%	●

CRCNA Congregant Survey Results
Spring 2024

Demographics: Race (Canada)

Q92. Are you:	Arab	 0.0%							
Check all that apply	Black	 0.2%							
	Chinese	 0.2%							
	Filipino	 0.0%							
	Japanese	 0.0%							
	Korean	 1.4%							
	Latin American	 0.2%							
	White						92.0%		
	Other, please specify:	 1.8%							
	No answer	 1.0%							
	South Asian (e.g., East Indian, Pakistani, Sri Lankan, etc.)	 0.2%							
	Southeast Asian (e.g., Vietnamese, Cambodian, Malaysian, Laotian, etc.)	 0.0%							
	West Asian (e.g., Iranian, Afghan, etc.)	 0.0%							
	Q93. Are you a member of an Indian Band/First Natio..	No	 0.2%						

Demographics: Education

Q80. Which of the following schools have you attended? Check as many as apply.	Christian day school (primary or secondary)									● 65.6%
	Public school (primary or secondary)									● 49.2%
	Secular private school (primary or secondary)	● 3.7%								
	Calvin University		● 19.6%							
	Other denominationally-related college(s)		● 14.2%							
	Public college(s) or university(ies)									● 51.3%
	Other private or church-related college(s)		● 11.4%							
	Other	● 2.2%								
	None of the above	● 1.2%								

CRCNA Congregant Survey Results
Spring 2024

Demographics: Employment

Q84. What is your current employment situation? Check as many as apply.	Full-time employment		● 29.0%			
	Part-time employment		● 15.6%			
	Full-time student	● 0.6%				
	Part-time student	● 1.4%				
	Homemaker or primary caregiver		● 9.5%			
	Self-employed		● 8.9%			
	Own a business with employees		● 4.3%			
	Own an agricultural business		● 3.7%			
	Retired			● 44.2%		
	Unemployed	● 0.6%				
	Actively looking for new work	● 0.9%				
	Disabled or otherwise unable to wo..	● 0.9%				
	Volunteer or unpaid position		● 4.3%			
	None of the above	● 0.4%				
	Other (specify):	● 0.6%				
	Q85. How would you describe your current vocation? Please check all areas of your calling in which you are active, whether paid or voluntary.	Ordained Christian ministry	● 3.4%			
Lay Christian ministry			● 9.0%			
Church leadership			● 15.4%			
For-profit business			● 15.2%			
Non-profit organization			● 18.6%			
Farming or agriculture			● 7.9%			
Entrepreneurship			● 4.7%			
Social or political activism			● 3.5%			
Missions and evangelism			● 5.4%			
Environmental stewardship			● 3.7%			
Technology and social media			● 3.1%			
Engagement with children or youth				● 16.7%		
Cross-cultural/racial reconciliation			● 2.6%			
None of the above				● 25.8%		
Other (specify):		● 5.0%				

Demographics: Your Children’s Education

Q76. How many dependent children under age 18 do you have living with you?	None	● 74.8%				
	One	● 5.3%				
	Two	● 7.3%				
	Three	● 6.2%				
	Four	● 2.9%				
	Five or more	● 0.4%				
Q77. How many dependent children under age 18 do you have living with you who attend a private Christian school?	None	● 9.1%				
	One	● 3.7%				
	Two	● 4.6%				
	Three	● 3.1%				
	Four	● 1.4%				
	Five or more	● 0.1%				
Q78. Do your children regularly attend Children’s Ministry/catechism classes?	No	● 1.9%				
	Yes, through sixth grade	● 3.8%				
	Yes, through junior high	● 1.7%				
	Yes, through high school	● 9.5%				
	Does not apply - I have no children of that age	● 2.6%				
	Does not apply - My church does not offer classes for my children’s age	● 1.6%				
	Other (specify)	● 0.9%				

Demographics: Disability, Residential Setting

Q81. Is there anyone living in your household with any of the following disabilities?	Physical disability (e.g., blindness, deafness, M.S., paralysis)	6.5%				
	Cognitive disability	3.9%				
	Mental health diagnosis	8.8%				
	Learning disability	4.9%				
	Drug or alcohol addiction	1.4%				
	None of the above					75.3%
Q82. How would you describe the area in which you live?	A large city (750,000 or more)	6.9%				
	The suburbs of a large city	15.8%				
	A medium-sized city (150,000 to 749,000)	7.1%				
	The suburbs of a medium-sized city	6.9%				
	A small city (50,000 to 149,000)	14.0%				
	A large town (10,000 to 49,000)	14.5%				
	A small town (less than 10,000)	15.9%				
	Open country, not a farm	9.4%				
	A farm	6.0%				