

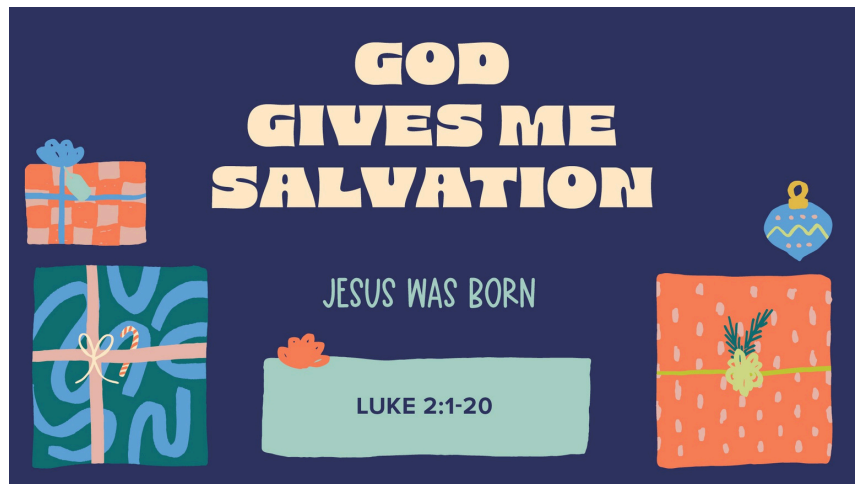


I Am Never Alone — God Gives Me Salvation

LeaderGuide • LargeGroupOnly

12/21/2025

Encounter Church



Bible Story: Jesus Was Born (Luke 2:1-20)

Theme Verse: "A child will be born for us, a son will be given to us." (Isaiah 9:6a)

Agenda

This session has been customized

80 Minutes

5 minutes

5 minutes

5 minutes

5 minutes

10 minutes

5 minutes

5 minutes

5 minutes

10 minutes

10 minutes

5 minutes

5 minutes

5 minutes

☐ Large Group

1. Countdown Video/ Large Group Leader
2. Welcome/ Large Group Leader
3. Stage Game — Christmas Sketch Off /LargeGroup Leader
4. Main Idea Video /LargeGroupLeader
5. Bible Story Video /LargeGroupLeader
6. Make The Connection /LargeGroupLeader
7. Music Option /LargeGroupLeader
8. Closing /LargeGroupLeader

☐ Small Group

9. Make The Discovery — Younger Questions /Small Group Leader
10. Make The Discovery — Older Questions /Small Group Leader
11. Manger Scene — Younger Craft /SmallGroupLeader
12. Christmas Story Cube — Older Craft /SmallGroup Leader
13. Activity Page/ Small Group Leader
14. Pickup Time/ Small Group Leader

□ Large Group

1. Countdown Video / Large Group Leader

5 minutes

The Countdown Video is meant to be played as a signal to transition to Large Group. The video is fun and interactive with opportunities for the kids to respond and cheer.

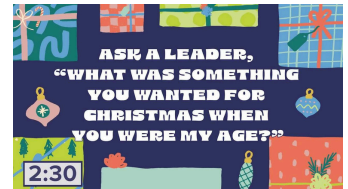


□ Leader Tip

Help kids engage and interact with the video by calling out what is happening, asking for their guesses, and cheering with them.

□ Presentation

Play Dec2025_S3_CountdownVideo_Kids



2. Welcome / Large Group Leader

5 minutes

□ Leader Tip

Move to the front during the last 15 seconds of the timer to get the kids excited and lead them to count down the last 10 seconds.

□ Script

Hey, kids! Welcome to today's Large Group time! I am ____, and I am so excited you are here with me. Today, we are talking about the best gift ever! Let me hear you shout, "Best gift ever!" (Best gift ever!) Amazing! Jesus is the greatest gift we could ever receive, and we are going to learn all about it today. Let's get started!



Supplies

- ☐ Dry erase board, marker, and eraser 1 per group

Game Rules:

1. Assign the Red, Yellow, and Blue Teams to one team and the Green, Orange, and Purple teams to another team. Pick one volunteer from each team. Bring them to the front of the room and they will be the “artists.”
2. Call on the artist from one team to go first. Give the artist a word or phrase from the Christmas-themed list.
3. Allow the artist 60 seconds to draw the word/phrase on the board without using any letters, numbers, or verbal clues, while the artist’s team tries to guess the drawing.
4. Listen closely to hear if the team guesses correctly within the time limit. Award a point for each correct answer. If the team does not correctly guess within the time limit, no points will be awarded.
5. Allow the next team to go. Continue until all words are used.
6. Award the team with the most correct guesses after all rounds as the winner.

☐ Script

It is time to kick the fun up a notch with a game we are calling “Christmas Sketch Off!” Let me hear you shout, “Christmas Sketch Off!” (Christmas Sketch Off!) This is a team game, and it is all about working together, guessing quickly, and cheering each other on! First, let’s have one player from each team join me at the front. (Invite one player from each team to the front. Direct the Red, Yellow, and Blue Team players to form one team and the Green, Orange, and Purple players to form another team.)

One “artist” from each team will take turns drawing a Christmas-themed word or phrase on the board. The two artists will have 60 seconds to sketch it out—no letters or numbers allowed—and the rest of their team members at the front will try to guess what it is. If the team gets it right, they earn a point! The most important rule? Have fun and cheer each other on! Whether you are guessing, drawing, or cheering from your seat, you are part of the team. Let’s do this! You will have 60 seconds to draw the picture while your team tries to guess. Ready? Count down with me, 3! 2! 1!

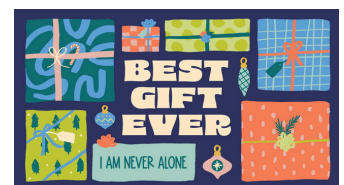


Presentation

Play Dec2025_S3_StageGame_Video1_Kids

☐ Script

You all did such a great job working together and guessing those Christmas drawings! Just like we had fun drawing pictures that have to do with Christmas, God has given us the greatest reason to celebrate—let me hear you say, “Jesus!” (Jesus!) That is right! Because of Jesus, we are never alone! Say, “I am never alone!” (I am never alone.)



4. Main Idea Video / Large Group Leader

5 minutes

☐ Script

Before we dive into our video, let's all shout, "The best gift ever!" Ready? "The best gift ever!" Awesome! Today, an inventor known as DIY Dan has a big plan that might not go as expected, but do not worry—he will remind us about the greatest gift of all. Let's watch! Count down with me! 3-2-1!



Presentation

Play Dec2025_S3_MainIdeaVideo_Kids



☐ Script

Wow, what a fun adventure with DIY Dan! Even though things did not go as planned, he reminded us that the best gift ever is God's Son, Jesus! Let me hear you shout, "Jesus!" (Jesus!) God's gift of salvation is the most amazing thing we could ever receive. Say, "God gives me salvation!" (God gives me salvation!)



5. Bible Story Video / Large Group Leader

10 minutes

Supplies

- ☐ "Session 3 Bible Story" printable 1 per group (optional)

☐ Script

(Open the Bible.) Today, we are going to hear an incredible story from the Bible in Luke 2:1-20. The Bible is God's true message to us about Himself. Today's story is all about the birth of Jesus—the best gift ever! When I say, "Best gift ever" you say, "Jesus!" Ready? "Best gift ever!" (Jesus!) That is right! Let's dive into the Bible and discover the amazing story of how Jesus came to save us all.



Presentation

Play Dec2025_S3_BibleStoryVideo_Kids



□ Script

It is Christmastime, and I am sure many of you have a gift that you would like to get this year. But the truth is, we already have the best gift ever. When I say, "Best gift" you say, "Ever!" "Best gift!" (Ever!) That is right! When Jesus was born, He was God's gift to us. He came to rescue us, to bring peace between us and God. That is what salvation is all about!

We can talk to God, pray to Him, and know that He hears us. He is always with us! Say, "I am never alone!" (I am never alone!)

When we think about Christmas, we often think about presents. But is there more to Christmas than just the gifts we receive? Say, "Absolutely!" (Absolutely!) The greatest gift of all is the gift of salvation through Jesus. It is not about what we get, but about what God gave to us! And that is the reason we celebrate.



7. Music Option / Large Group Leader


5 minutes

□ Script

Jesus is the best gift ever, and because of Him, we are never alone! Let me hear you shout, "I am never alone!" (I am never alone!) Wow! Let's close our time together with a blessing. A blessing is a fancy word for "wishing kindness" for others. We are going to sing our kind wishes.



Presentation
The Blessing



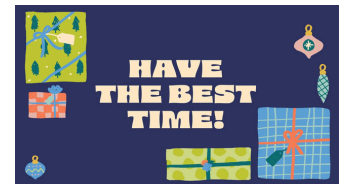
☐ Script

What an amazing day! We have learned that Jesus is the best gift ever. Because of Him, we are never alone, and God gives us salvation! Who gives us salvation? Say, "God gives me salvation!" (God gives me salvation!) He came to rescue us from our sin and bring us into relationship with God, and now we are never alone. On the count of three, let me hear you shout, "I am never alone!" 1-2-3! (I am never alone!) Wow! That is awesome. Now let's take a moment to thank Him for His amazing love and pray together.

God, thank You for sending Jesus to be the best gift ever. Thank You for loving us so much and giving us salvation. Help us to trust You and remember that we are never alone because You are always with us. We love You! Amen.

☐ Script

We are so happy that you are here, and we had so much fun learning all about the best gift ever! Now, let's head to Team Time. When I call your team's color, walk to your Team Time like a snowflake floating in the wind! Let's start with the Orange Team! (Allow time.) OK, Blue Team, it is your turn! (Allow time.) The Green Team—please stand up and head to Team Time. (Allow time.) And finally, Purple Team—head to Team Time! (Allow time.)



Presentation

Play Dec2025_ThemeLoopVideo_Kids



☐ Small Group